

MOTOR-VEHICLE BRANCH

1978


DECAL PLACEMENT GUIDE

PASSENGER

TOP RIGHT CORNER
OVER THE 1977 DECAL



BEND HERE AND PEEL




COMMERCIAL

TOP RIGHT CORNER



A, F, X PLATES

OLD STYLE BOTTOM RIGHT CORNER




NEW STYLE TOP RIGHT CORNER




SINGLE DECALS

BEND HERE AND PEEL



MOTORCYCLE

TOP CENTRE
OVER THE 1977 DECAL



COMMERCIAL TRAILER

TOP RIGHT CORNER



UTILITY TRAILER

TOP CENTRE
OVER THE 1977 DECAL



GENERAL APPLICATION INSTRUCTIONS

1. DO NOT MOISTEN either Plate or Decal.
2. Be sure Plate is clean and dry.
3. Remove Decal from backing by bending and peeling at score line.
4. Place Decal in appropriate place as directed above.